

Game Management

For PIAA Baseball

Game Management

Tonight we will review:

- Arriving at the Field
- Managing the Pace of the Game
- Rules of Bench & Field Conduct
- Procedure for Ejection from the Game

Measurables:

You will be able to correctly answer the plays named from the 2010 NFHS Case Book relevant to the material presented.

1.0 Arriving at the Field

- 1.1 It is essential that the umpires arrive at the game site with sufficient time to dress for the game and go over signals and coverages with your partner. It is recommended that you arrive about one half hour before game time.
- 1.2 It is also recommended that you and your partner appear on the field **together** about fifteen minutes before game time. That is an unwritten signal to the coaches of both teams to wrap up their pregame warm-ups and get their teams to the dugouts. You should each take a dugout and inspect all game bats and helmets.

- 1.3 It is a requirement that the Head Coach must attend the pregame conference. He may also invite the team captain to attend as well.
(See Rule 3-2-4)
- 1.4 The umpires should be conscious of game level and importance, threatening weather, condition of the field, and readiness of the teams.
- 1.5 If the weather is a potential factor during the game, discuss at the pregame conference how situations with the weather will be handled and discuss the evacuation plans for each team and the umpires.

- 1.6 If you are doing a game at middle school level, announce the appropriate time limits assigned for the home school.
- 1.7 Also during the pregame conference with the team managers, discuss how a disputed call will be handled. Tell them that the manager has to ask for *Time*, have it granted, and then he (and he alone) can enter the field and approach the umpire. Ask him to remain civil, and he will be respectfully received.
- 1.8 Close the pregame conference by reading the PIAA Sportsmanship Message.

2.0 Good Advice :

- 2.1 If, during the game, a manager has a legitimate point to argue, it is your duty to listen to him.
- 2.2 Do not allow a manager to engage in a lengthy or irrelevant objection. Keep the conversation focused and shut it down when either party begins repeating themselves.
- 2.3 Conduct yourself as a professional. Remain calm, act decisively, and don't let yourself or your partner be abused.

- 2.4 Be careful where you stand between innings. Do not stand on the baseline in front of a dugout when trouble can be expected from that dugout.
- 2.5 Call them, don't explain them.
- 2.6 Do not allow a coach to criticize your strike zone.

3.0 Managing the Pace of the Game:

- 3.1 Keep the game moving. A new pitcher is allowed eight warm-up pitches, and a pitcher already entered into the game is allowed up to five warm-up pitches. In both cases, they are governed by a time limit of one minute from the end of the last inning.
- 3.2 In the case that the pitcher becomes injured, or because of an extended delay of the game, the UIC may authorize additional warm-up pitches.

3.3 Do not allow the pitcher or batter cause delay in the game. They each have the responsibility to be ready within 20 seconds after the previous pitch, unless the pitcher is attempting a play.

(See Rule 6-2-2c and Rule 7-3-1)

3.4 A game is ended when after three innings, the score differential is 15 runs; or after five innings, the score differential is 10 runs.

(See PIAA Adoptions)

- 3.5 Otherwise, a game is to be seven innings long unless shortened by time limit (Middle Schools only), weather, darkness, or forfeit.
- 3.6 When thunder is heard, or a lightning bolt is seen, the umpire must suspend play and have everyone take shelter immediately. Play cannot be restarted until at least a 30 minute period has passed without any thunder or lightning.
(See PIAA 2009 Preseason Bulletin, page 18)

4.0 Charged Conferences:

(See Rule 3-4-1 thru 5)

- 4.1 Each team, when on defense, may be granted not more than three charged conferences in a seven inning game.
- 4.2 In an extra inning game, each team shall be allowed one conference while on defense. However, the number of charged conferences is not cumulative.
- 4.3 When the pitcher is removed during a conference while on defense, it shall not be counted as a charged conference.

- 4.4 EACH additional conference (in excess of the allowance) while on defense shall require the **pitcher to be removed for the remainder of the game.**
- 4.5 Each team, while on offense, may be granted not more than one charged conference per inning. Any additional conferences shall be denied by the umpire.
- 4.6 When either team has a charged conference, the other team may also have a conference that is not charged, provided it is concluded no later than the opponent's charged conference.

5.0 The Head Coach and his Staff:

- 5.1 The HEAD COACH is accountable and responsible for the conduct of the assistant coaches, players, and all other team personnel.
- 5.2 The HEAD COACH is solely responsible for communication with the umpires.
- 5.3 It is NOT the role of the ASSISTANT COACH to dispute or appeal play situations and/or rulings.
- 5.4 Coaches and umpires must work together and demonstrate good sporting behavior and good sportsmanship.

6.0 Rules of Bench and Field Conduct:

6.1 The following is a list of bench and field conduct violations. A coach, player, substitute, attendant, or other bench personnel shall not: **From Rule 3-3-1 _**

- a. Leave the dugout during live ball for unauthorized purposes.
- b. Fake tag without the ball. (This is also obstruction.)
- c. Carelessly throwing a bat. (Different than intentionally throwing a bat, helmet, or equipment.)
- d. Wear jewelry (players participating in the game) or bandannas.
- e. Hit the ball to players on defense after the game has started.
- f. Use television or replay equipment for coaching purposes during the course of the game.

Penalty: At the end of playing action, the umpire shall issue a warning to the head coach of the team involved and the NEXT offender on that team shall be ejected.

6.2 The following are considered UNSPORTSMANLIKE ACTS: From Rule 3-3-1 _

- g.1 Use of words or actions to incite or attempt to incite spectators demonstrations.
- g.2 Use of profanity, intimidation tactics, remarks reflecting unfavorably upon any other person, or taunting, or baiting.
- g.3 Use of any language intended to intimidate.
- g.4 Behavior in any manner not in accordance with the spirit of fair play.
- g.5 Be in live ball territory during opponent's infield practice prior to the start of the game.

Penalty: At the end of playing action, the umpire shall eject the offender from the game unless the offense is considered minor in nature. If any of these offenses is committed by a coach, the umpire may also RESTRICT the offender to the bench for the remainder of the game.

6.3 A new rule in 2010 (From **Rule 3-3-1g6**): It is considered an unsportsmanlike act when any member of the coaching staff who is not the head coach (or designee) leaves the vicinity of the dugout or coaching box to dispute a judgment call by an umpire.

Penalty: The umpire shall restrict the offending coach and the head coach to the dugout for the remainder of the game, or if the offense is considered severe enough, the umpire may eject the offender and restrict or eject the head coach.

6.4 Additional violations include: From Rule 3-1-1_

- m. (Anyone who) deliberately throws a bat or helmet.
- n. (A player who) initiates malicious contact on offense or defense.
- o. (Anyone on the team who) calls "Time" or commits any act for the purpose of causing a balk.
- p. (Anyone who is) using tobacco products within the confines of the field.
- q. (Anyone who) leaves their position or bench area for the purpose of fighting or physical confrontation.

Note: A coach who attempts to prevent a fight or restore order is not in violation of this rule.

Penalty: The umpire shall eject the offender(s) from the game.

6.5 When the UIC judges that a pitched ball was intentionally thrown close to a batter, **the umpire shall eject the pitcher from the game.** In case of doubt, the umpire shall first warn the pitcher.
(See Rule 6-2-3)

6.6 Levels of penalties include:

Team Warning:

The next offender for same violation on the same team will be ejected.

Restricted to the bench/dugout:

Offenders can no longer enter the playing field UNLESS [Coaches ONLY] are requested by the umpire to attend to an injured player.

Ejection; also know as a Disqualification:

The ejected player or coach can no longer participate for the remainder of the **day** AND cannot participate in all contests on the next contest day of the same level.

7.0 Procedure for Ejection from the Game:

- 7.1 When you eject or "disqualify" a coach, player, or other team personnel from the game, get his name and write it down. You will need to know his FIRST and LAST NAME. You will also need other incidental information such as home and away teams, final score, and a detailed explanation for the reason for disqualification.
- 7.2 It is advised that you contact your assigner following the game and inform him of the ejection.
- 7.3 Within 24 hours, you must submit a Officials Disqualification Form to PIAA. This is easiest done by completing the form online. Here's how:

DISQUALIFICATION FORM

1. <http://www.piaa.org/>
2. Sign into the website



Pennsylvania Interscholastic Athletic Association, Inc.

Account Sign In |

ABOUT

SPORTS

SCHOOLS

OFFICIALS

STORE

RESOURCES

PIAA FOR



PIAA Championships



[CLICK HERE FOR INFO. ON PIAA CHAMPIONSHIPS.](#)

GENERAL CALENDAR



- 1/13/10 PIAA District Wrestling Tournament Director's Planning Meeting
- 1/14/10 PIAA Budget Committee Meeting
- 1/15/10 PIAA Board of Appeal (if necessary)
- 1/15/10 District Officials' Representatives Ballots' Deadline
- 1/15/10 Officials'

PIAA SPORTS



Baseball	Basketball
Bowling	Cross Country
Field Hockey	Football
Golf	Gymnastics
Indoor Track & Field	Lacrosse - Boys
Lacrosse - Girls	Rifle
Softball	Soccer
Tennis	Swimming & Diving
Volleyball	Track & Field
Wrestling	Water Polo

[more >](#)

LATEST NEWS

- Request for Proposals for Fall Championships Site Selection** 12/22/09
- Requests for Proposals for 2010-11, 2011-12, 2012-13 & 2013-14 School Years' Official Ball Adoptions** 12/17/09

DISQUALIFICATION FORM

3. Enter your access code.
4. Sign in

The screenshot shows the PIAA (Pennsylvania Interscholastic Athletic Association, Inc.) website. The header includes the PIAA logo and navigation links: ABOUT, SPORTS, SCHOOLS, OFFICIALS, STORE, RESOURCES, and PIAA FOR. A search bar is located in the top right corner. The main content area is titled "Have an Access Code?" and provides instructions for logging in with an access code. A red arrow points to the "Your Access Code:" input field, and another red arrow points to the "SIGN IN" button.

PIAA Pennsylvania Interscholastic Athletic Association, Inc.

[Account Sign In](#) | [Search ▶](#)

[ABOUT](#) [SPORTS](#) [SCHOOLS](#) [OFFICIALS](#) [STORE](#) [RESOURCES](#) [PIAA FOR](#)

ACCOUNT

[Account Center](#)
[Sign In](#)
[Sign Out](#)

[Home](#) [Email](#) [Print](#)

Have an Access Code?

If you have an access code, please enter it below. You will be able to log into the web site and access the tools you need.

NOTE: If you are an Official, or previously accessed the Official Directory, you may continue using that access code here.

The officials' access code is the first four (4) letters of your last name (IN CAPS) and the last four (4) numbers of your tax identification number-no spaces.

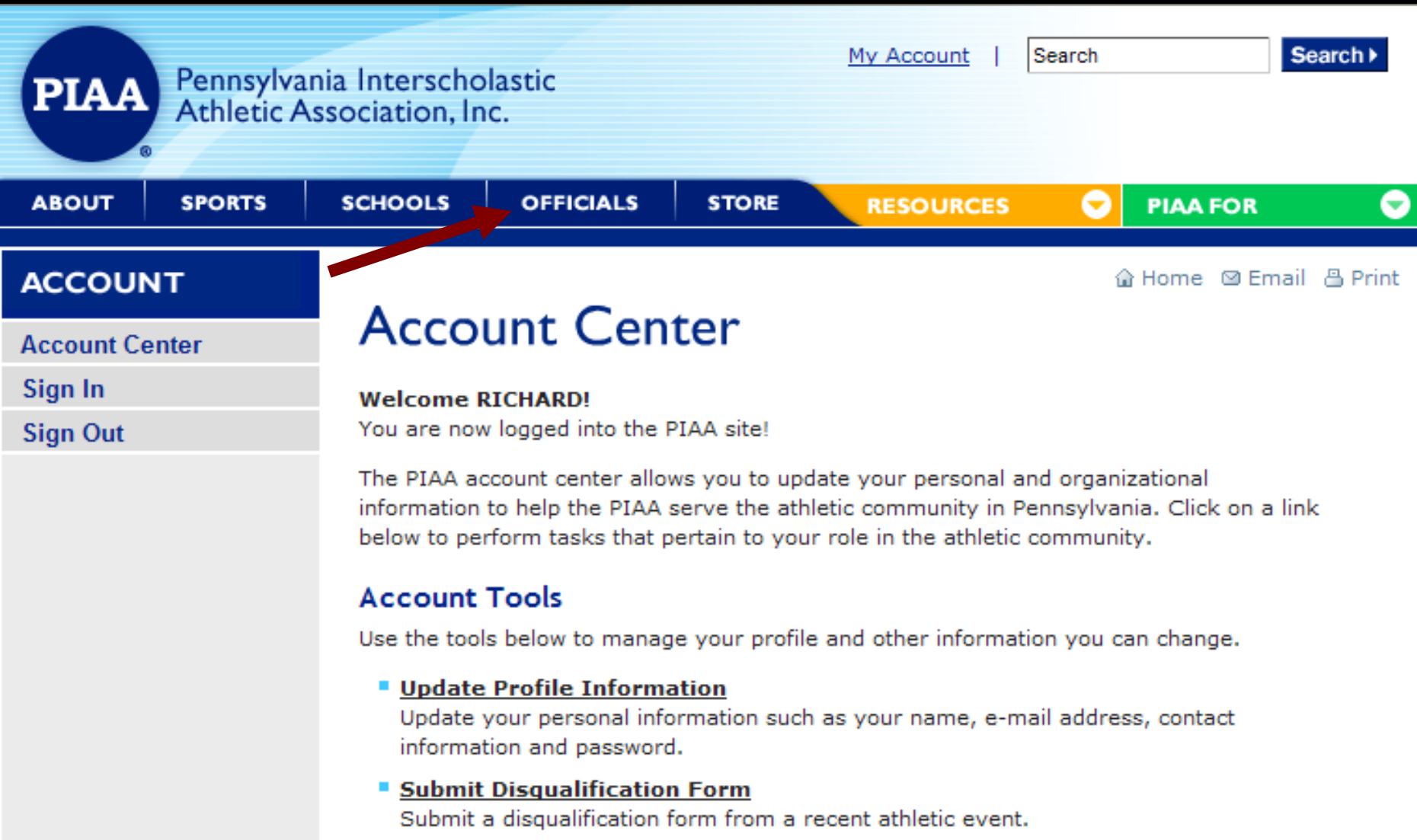
Your Access Code:

☐ Remember me on this computer

[SIGN IN](#)

DISQUALIFICATION FORM

4. From the tabs on the screen, select Officials.



The screenshot shows the PIAA (Pennsylvania Interscholastic Athletic Association, Inc.) website. The top navigation bar includes links for ABOUT, SPORTS, SCHOOLS, OFFICIALS, STORE, RESOURCES, and PIAA FOR. A red arrow points to the OFFICIALS tab. The left sidebar contains links for ACCOUNT, Account Center, Sign In, and Sign Out. The main content area is titled 'Account Center' and welcomes RICHARD. It provides instructions on how to use the account center and lists two tools: 'Update Profile Information' and 'Submit Disqualification Form'.

PIAA Pennsylvania Interscholastic Athletic Association, Inc.

[My Account](#) | [Search ▶](#)

[ABOUT](#) [SPORTS](#) [SCHOOLS](#) [OFFICIALS](#) [STORE](#) [RESOURCES](#) [PIAA FOR](#)

ACCOUNT

[Account Center](#)
[Sign In](#)
[Sign Out](#)

[Home](#) [Email](#) [Print](#)

Account Center

Welcome RICHARD!
You are now logged into the PIAA site!

The PIAA account center allows you to update your personal and organizational information to help the PIAA serve the athletic community in Pennsylvania. Click on a link below to perform tasks that pertain to your role in the athletic community.


Account Tools

Use the tools below to manage your profile and other information you can change.

- Update Profile Information**
Update your personal information such as your name, e-mail address, contact information and password.
- Submit Disqualification Form**
Submit a disqualification form from a recent athletic event.

DISQUALIFICATION FORM

5. Select Officials Forms.



Pennsylvania Interscholastic Athletic Association, Inc.


[My Account](#) | [Search ▶](#)

[ABOUT](#) | [SPORTS](#) | [SCHOOLS](#) | [OFFICIALS](#) | [STORE](#) | [RESOURCES](#) | [PIAA FOR](#)


OFFICIALS

- [Become an Official](#)
- [FAQ](#)
- [Official Ball List](#)
- [Officials Directory](#)
- [Officials' Convention](#)
- [Officials' Forms](#)
- [Officials' Examination Schedule](#)
- [Officials' Merchandise](#)
- [Rules Interpretations](#)
- [Sportsmanship](#)
- [Sports Dates](#)


Officials




[Home](#) [Email](#) [Print](#)

[OFFICIALS DIRECTORY](#) 


[RULES INTERPRETATIONS MEETINGS' SCHEDULE](#)

[OFFICIALS' MANUAL](#) 

[SPORTSMANSHIP INFORMATION](#) 

DISQUALIFICATION FORM

6. Disqualification Form.

**PIAA**
Pennsylvania Interscholastic
Athletic Association, Inc.

[My Account](#) | [Search ▶](#)

[ABOUT](#) | [SPORTS](#) | [SCHOOLS](#) | [OFFICIALS](#) | [STORE](#) | [RESOURCES](#) | [PIAA FOR](#)

[Home](#) [Email](#) [Print](#)

OFFICIALS
[Become an Official](#)
[FAQ](#)
[Official Ball List](#)
[Officials Directory](#)
[Officials' Convention](#)
[Officials' Forms](#)
[Disqualification Forms](#)
[Evaluation Forms](#)
[Injury Report Forms](#)
[Officials' Examination Schedule](#)
[Officials' Merchandise](#)
[Rules Interpretations](#)
[Sportsmanship](#)
[Sports Dates](#)

Officials' Forms

Disqualification Forms

The sports disqualification forms are now available in both online and printable formats [located here](#).



Evaluation Forms

[Click here](#) for the Officials' Evaluation forms.

Injury Report Forms

Injury report forms are now available in both online and printable formats. [Click here](#) to access the online submission forms.

Additional Forms for Officials

FORMS	TYPE	SIZE	LAST UPDATE ▼
Officials' Application - New!		17 KB	1/5/2010
Contract for Officials Under PIAA Rules		24 KB	8/11/2009

DISQUALIFICATION FORM

7. Sport "BASEBALL".



Pennsylvania Interscholastic Athletic Association, Inc.

[My Account](#) | [Search ▶](#)

[ABOUT](#) | [SPORTS](#) | [SCHOOLS](#) | [OFFICIALS](#) | [STORE](#) | [RESOURCES](#) ▼ | [PIAA FOR](#) ▼

[Home](#) [Email](#) [Print](#)

OFFICIALS

- Become an Official
- FAQ
- Official Ball List
- Officials Directory
- Officials' Convention
- Officials' Forms
 - Disqualification Forms
 - Evaluation Forms
 - Injury Report Forms
- Officials' Examination Schedule
- Officials' Merchandise
- Rules Interpretations
- Sportsmanship
- Sports Dates

Disqualification Forms

Online Disqualification Forms

Please select the sport for which you are filling out a disqualification form for.

▼



Printable Disqualification Forms

Printable versions of sport disqualification forms are also available in the list below.

DOCUMENTS	TYPE	SIZE	LAST UPDATE ▼
There are currently no documents for this category. Items will be posted here when available.			

DISQUALIFICATION FORM

8. A form now appears on the screen for you to fill out.

Sport Disqualification: Baseball

During the 2010 baseball Regular Season and Postseason, a disqualified baseball player, coach, and/or Team personnel shall not be permitted to participate for the remainder of the day and in all Contests on the next Contest day of the same level (varsity, junior varsity, or otherwise) of competition from which the player, coach, and/or Team personnel was previously disqualified. For a coach, participation in the next Contest includes any contact by the coach with members of the Team, including other coaches, between the time that the Team arrives at the Contest site and the conclusion of the last Contest of the day. The Principal shall direct the coach not to attend all of the Contest(s), in accordance with ARTICLE XIII, Section 8, of the PIAA By-Laws; and NFHS Baseball Rules 1-5-1, 1-5-1 Pen, 1-5-9,10, 2-27-1, 3-1-1 Pen, 3-3-1g, 3-3-2, 4-4-1e, 6-2-1 Pen, 6-2-2, 6-2-3 Pen, 7-4-1h, 10-3-1, and/or 10-2-3c. The umpire must complete and file this form, as soon as possible, but no later than 24 hours following the completion of the Contest in which the disqualification took place by forwarding it to the above address.

Disqualified Person Information

Type <input type="text" value="Select..."/>	First Name <input type="text"/>	Middle Name <input type="text"/>	Last Name <input type="text"/>
School <input type="text"/>			
Name of Umpire Who Issued Disqualification <input type="text"/>			

DISQUALIFICATION FORM

- g. After you fill out all the pertinent information hit submit. Recommend you keep a copy for your records and submit a copy to your assigner to keep him in the loop.

Additional Information

Reason for Disqualification

Your Information

Name

Email

Phone

District

SUBMIT



Questions?

Review:

- We discussed what you do when you arrive at the field. At pregame, discuss weather related issues if there is a potential threat. Discuss time limits for middle school games. Advise managers of the process for a disputed play.
- Always conduct yourself as a professional; be confident, stay calm, act decisively, don't look for trouble, but don't allow yourself or your partner to be abused.
- Manage the pace of the game.
- We discussed the book rules for bench and field conduct.
- We reviewed the procedure for reporting an ejection.

TEST: The following are Case Plays from the 2010 NFHS Case Book:

- 3.3.1L** (Pg 30): The head coach rushes out of the dugout to discuss an umpire's call. Shall the umpire (a) warn the coach, (b) restrict the coach to the dugout for the remainder of the game or (c) eject the coach from the game?
- 3.1.1M** (Pg 30): The head coach has been restricted to the dugout. He continues to verbally abuse the umpire from the dugout.
- 3.3.1P** (Pg 30): The batter/runner is called out on a close play at first base. The assistant coach for that team (who is in the third-base dugout) leaves the vicinity of the dugout to voice his displeasure with the call by the first base umpire.
- 3.3.1Q** (Pg 30): Team A has three adult coaches. In the first inning, an assistant violates 3-3-1g6 resulting in a restriction of the assistant coach and the head coach to the dugout. In the third inning, the other adult coach leaves the dugout protesting a call on a check swing.
- 3.3.1R** (Pg 31): Team A has three adult coaches. One assistant coach leaves the dugout to object to a call at home plate. During the discussion, U1 informs the assistant coach that he and the head coach will now be restricted to the dugout for the remainder of the game. The second assistant now enters the discussion directing profanity toward the umpire or otherwise violation 3-3-1g.
- 3.3.1Z** (Pg 32): While sliding into second base feet first, R1 maliciously slashes out with his right leg and trips F6 who is in the act of making a pivot in attempt to complete a double play. Consequently, F6's throw is wild and goes out of play.
- 3.3.2A** (Pg 35): The coach has been ejected for unsportsmanlike conduct. Later in the game, the pitcher complains of a sore arm. The coach returns from the parking lot.
- 7.3.1D** (Pg 58): B1 steps out of the batter's box (a) without requesting time, or (b) after he has requested time, or (c) fails to enter the batter's box within 20 seconds.
- 3.4.1C** (Pg 36): The coach on the defensive team has used his three charged conferences;. In the seventh inning the coach (a) stops play to confer with his infielders about a bunt situation or (b) goes to the mound to check his pitcher who has just been hit by a batted ball.